




National Electrification Administration

Corporate Fund
Trial Balance
 As of February 28, 2015




Account Title	Account Code	Debit	Credit
Cash - Collecting Officers	102	6,121.37	
petty Cash Fund	104	146,240.00	
Cash in Bank - Local Currency, Current Account	111	7,420,545,525.04	
Cash in Bank - Local Currency, Savings Account	112	2,455,313,782.23	
Cash in Bank - Foreign Currency, Savings Account	116	24,299,616.97	
Cash in Bank - Foreign Currency, Time Deposits	117	6,253,617.32	
Accounts Receivable	121	294,747,225.73	
Due from Officers and Employees	123	520,456.59	
Loans Receivable - LGUs	125	7,276,406.72	
Loans Receivable - Others	126	10,864,921,658.31	
Interest Receivable	129		37,122,464.78
Due from NGAs	136	10,558,470.58	
Due from GOCCs	137	60,676,963.00	
Due from NGOs/POs	139	14,271,478,743.16	
Receivables - Disallowances/Charges	146	850,897.01	
Advances to Officers and Employees	148	807,325.00	
Other Receivables	149	56,381,914.99	
Merchandise Inventory	154	4,857,548.60	
Office Supplies Inventory	155	1,225,129.97	
Other Supplies Inventory	165	193,767.32	
Spare Parts Inventory	167	259,897.12	
Prepaid Insurance	178	204,704.64	
Other Prepaid Expenses	185	1,953,790.54	
Guaranty Deposits	186	150,000.00	
Land	201	45,730,176.84	
Land Improvements	202	792,398.33	
Office Buildings	211	286,112,263.67	
Other Structures	215	208,549.04	
Office Equipment	221	12,498,439.33	
Furniture and Fixtures	222	25,997,590.13	
IT Equipment and Software	223	46,227,109.17	
Library Books	224	416,368.80	
Communication Equipment	229	8,969,919.73	
Technical and Scientific Equipment	236	143,640.00	
Other Machinery and Equipment	240	187,571.00	
Motor Vehicles	241	40,633,057.35	
Other Property, Plant and Equipment	250	25,315,915.90	
Other Assets	290	4,710,502.91	
Allowance for Doubtful Accounts	301		227,887,216.28
Accumulated Depreciation - Land Improvements	302		695,329.83
Accumulated Depreciation - Office Buildings	311		130,556,490.72
Accumulated Depreciation - Other Structures	315		65,456.36
Accumulated Depreciation - Office Equipment	321		10,907,548.99
Accumulated Depreciation - Furniture and Fixtures	322		18,494,446.75
Accumulated Depreciation - IT Equipment	323		30,094,376.47
Accumulated Depreciation - Library Books	324		378,212.65
Accumulated Depreciation - Communication Equipment	329		5,598,042.73
Accumulated Depreciation - Medical, Dental and Laboratory Equipment	333		435.00
Accumulated Depreciation - Technical and Scientific Equipment	336		94,802.40
Accumulated Depreciation - Other Machinery and Equipment	340		80,151.81
Accumulated Depreciation - Motor Vehicles	341		26,064,346.25
Accumulated Depreciation - Other Property, Plant and Equipment	350		22,776,220.99
Accounts Payable	401		19,631,529.32
Due to Officers and Employees	403		52,024,261.92
Interest Payable	409		439,472.83
Due to National Treasury	411		8,187,480,934.88
Due to BIR	412		2,058,558.62
Due to GSIS	413		1,747,411.93
Due to PAG-IBIG	414		274,737.51
Due to PHILHEALTH	415		107,488.00

National Electrification Administration

Corporate Fund

Trial Balance

As of February 28, 2015




Account Title	Account Code	Debit	Credit
Guaranty Deposits Payable	426		5,443,773.79
Performance/Bidders/Bail Bonds Payable	427		33,816,208.71
Other Payables	439		21,984,703,903.33
Loans Payable - Domestic	444		31,886,692.94
Loans Payable - Foreign	445		18,670,236.48
Other Deferred Credits	455		43,996,491.33
Government Equity	501		4,950,124,642.40
Retained Earnings	510		159,506,261.04
Other Service Income	628		8,869,671.82
Interest Income	664		7,638,290.00
Miscellaneous Income	678		1,969,959.70
Prior Years' Adjustments	684		7,582,771.82
Salaries and Wages - Regular	701	19,529,551.68	
Personnel Economic Relief Allowance (PERA)	711	1,761,272.73	
Representation Allowance (RA)	713	561,500.00	
Transportation Allowance (TA)	714	371,875.00	
Clothing/Uniform Allowance	715	1,460,000.00	
Productivity Incentive Allowance	717	1,203,000.00	
Honoraria	720	250,000.00	
Life and Retirement Insurance Contributions	731	1,172,278.36	
PAG-IBIG Contributions	732	29,600.00	
PHILHEALTH Contributions	733	105,075.00	
ECC Contributions	734	29,500.00	
Retirement Benefits - Civilian	740	50,000.00	
Terminal Leave Benefits	742	8,324.69	
Travelling Expenses - Local	751	1,078,534.70	
Travelling Expenses - Foreign	752	289,144.16	
Training Expenses	753	1,339,429.78	
Office Supplies Expenses	755	589,480.70	
Gasoline, Oil and Lubricants Expenses	761	139,961.63	
Other Supplies Expenses	765	94,107.10	
Water Expenses	766	146,204.72	
Electricity Expenses	767	570,032.50	
Postage and Deliveries	771	57,569.00	
Telephone Expenses - Landline	772	526,436.11	
Telephone Expenses - Mobile	773	88,334.27	
Internet Expenses	774	44,999.36	
Cable, Satellite, Telegraph, and Radio Expenses	775	4,539.97	
Membership Dues and Contributions to Organizations	778	9,100.00	
Representation Expenses	783	14,749.50	
Transportation and Delivery Expenses	784	335.00	
Subscription Expenses	786	24,830.00	
Auditing Services	792	182,499.96	
Consultancy Services	793	773,408.42	
General Services	795	818,703.26	
Janitorial Services	796	516,824.41	
Security Services	797	437,421.75	
Repairs and Maintenance - Office Buildings	811	154,085.50	
Repairs and Maintenance - IT Equipment and Software	823	2,650.00	
Repairs and Maintenance - Communication Equipment	829	7,200.00	
Repairs and Maintenance - Motor Vehicles	841	92,187.13	
Miscellaneous Expenses	884	150,309.60	
Taxes, Duties and Licenses	891	20,170.00	
Insurance Expenses	893	128,241.41	
Depreciation - Office Buildings	911	1,430,561.32	
Depreciation - Other Structures	915	2,095.12	
Depreciation - Office Equipment	921	25,403.68	
Depreciation - Furniture and Fixtures	922	212,651.42	
Depreciation - IT Equipment	923	445,596.42	
Depreciation - Communication Equipment	929	79,450.72	

National Electrification Administration

Corporate Fund

Trial Balance

As of February 28, 2015



Account Title	Account Code	Debit	Credit
preciation - Technical and Scientific Equipment	936	2,154.60	
preciation - Other Machineries and Equipment	940	3,258.24	
preciation - Motor Vehicles	941	450,494.98	
preciation - Other Property, Plant and Equipment	950	3,113.21	
er Maintenance and Operating Expenses	969	57,329.34	
erest Expenses	975	9,669,959.52	
TOTAL		36,028,788,840.38	36,028,788,840.38

Certified Correct :

ADELINA A. GABON

Manager

Financial Services and Accounting Division